

# SCREENS IN MOTION

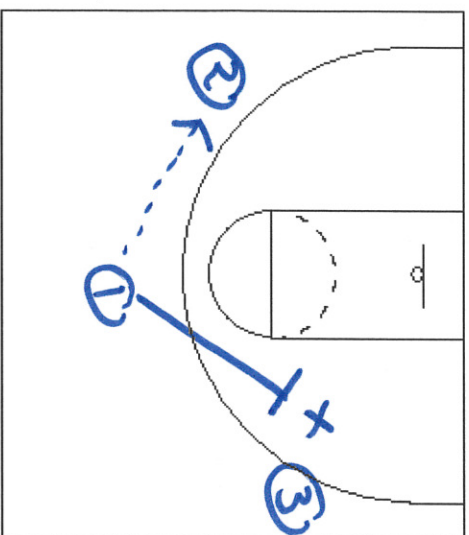


Diagram 1

Down  
Screen

Diagram 1  
A down screen is executed when a player screens from the top of the key towards the baseline.

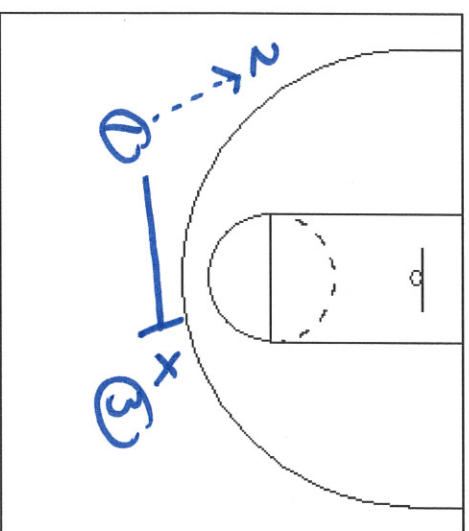


Diagram 2

Cross  
Screen

Diagram 2  
Cross Screens are executed by a player moving horizontally to screen a teammate

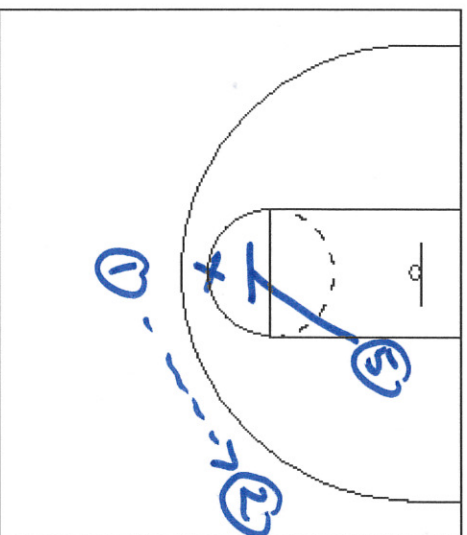


Diagram 3

Back  
Screen

Diagram 3  
A back screen is executed when a player (probably a post player) move from baseline to the top of the offense to screen a perimeter player.

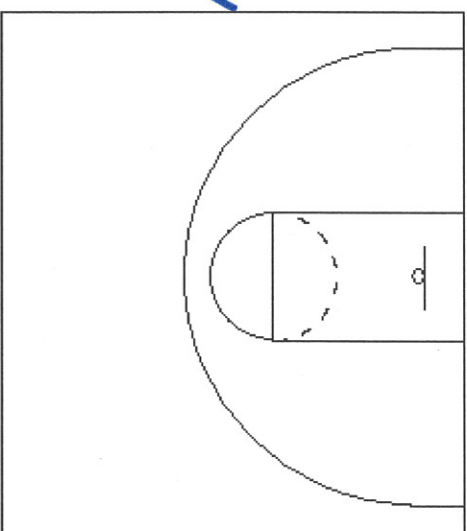


Diagram 4

Diagram 4

# CUTS OFF SCREENS IN MOTION

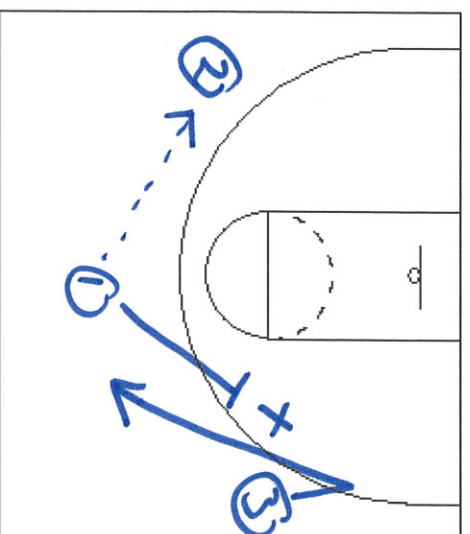


Diagram 1

Straight  
Cut

Diagram 1  
Player (3) waits for (1) to set his screen. Player (3) steps away from the screen then cuts by (1)'s shoulder and cuts hard to the ball.

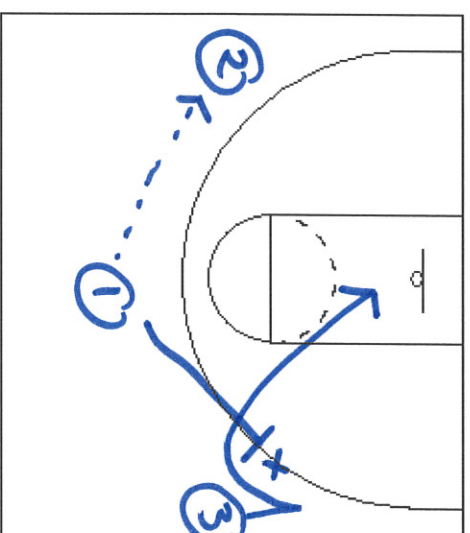


Diagram 2

Diagram 2  
Player (3) steps away from the screen cuts to (1)'s shoulder and then cuts around the top off (1)'s screen to the basket.

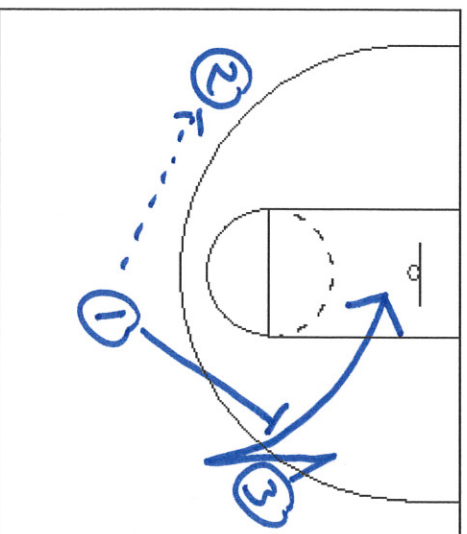


Diagram 3

Back Cut

Diagram 3  
If (3) gets to (1)'s screen and his defender is already above it, he changes direction + cuts hard to the basket.

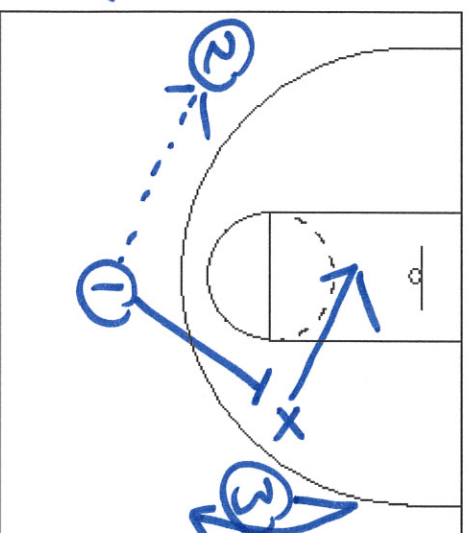


Diagram 4

Pop-out cut

Diagram 4  
If (3)'s defender sags to the key when (1) sets his screen (3) pops out to be in line (1) on the screen and his defender.



# ROLLS OF SCREENS IN MOTION

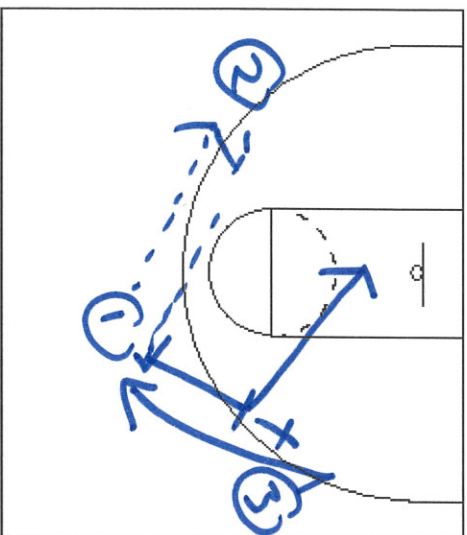


Diagram 1

Straight Cut  
Roll Low

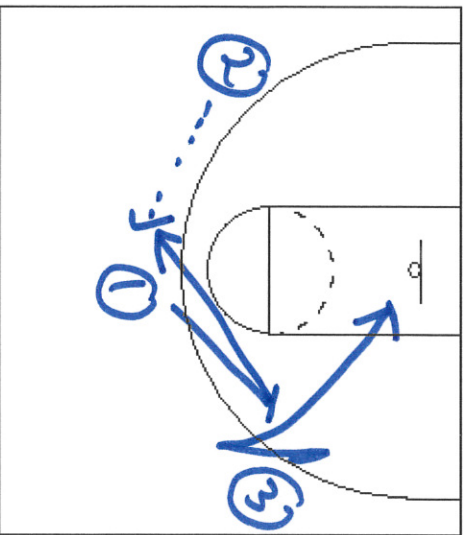


Diagram 3

Back Cut  
Roll High

Diagram 1

When ③  
Straight cuts  
① Rolls to  
basket towards  
the ball

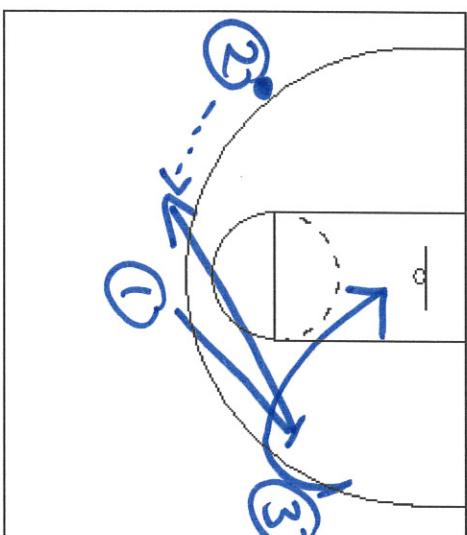


Diagram 2

Curl Cut  
Roll High

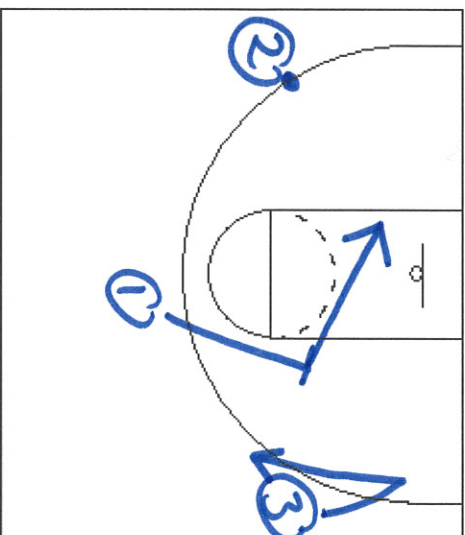


Diagram 4

Pop-out cut  
Roll strong side  
low post

Diagram 2

When ③ curl  
cuts to the  
ring ① rolls  
back to the  
point position  
for pass from  
②

Diagram 4

On a pop-out  
cut from ③  
① rolls low  
block towards  
the ball.

# HOW WE CHOOSE WHICH CUTS OFF SCREENS TO RUN - "RTD"




Diagram 1

Straight Cut  
option ① + ③




Diagram 3

Back Cut

Diagram 1  
When arriving at ①'s screen the defender hits the screen or goes under the screen

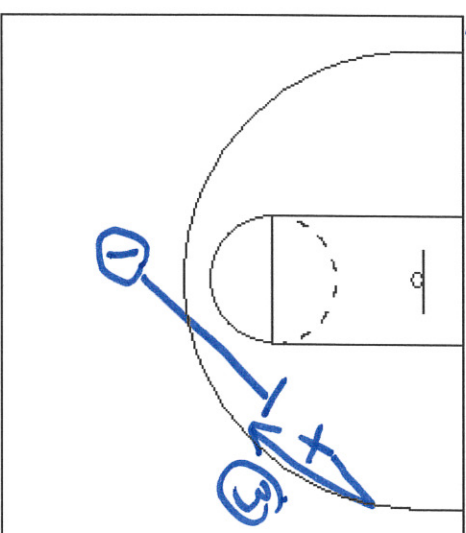


Diagram 2

Curl Cut

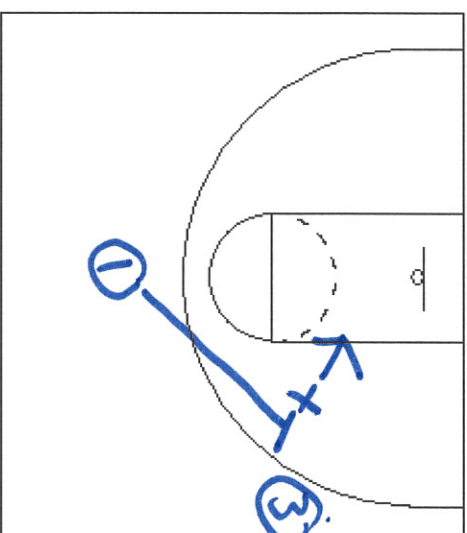


Diagram 4

Pop-out Cut

Diagram 2  
When ③'s defender tries to fight over the screen but ③ beats him to the screen. ③ executes a curl cut.

Diagram 4  
When ③'s defender says to the key to stop ③ cutting to the basket ③ completes a pop-out cut for the outside shot.